

Mid Power LED Light Engine Module

LINEAR - Single Row

AB1049 - LG 6030

FEATURES

Design Flexibility

- Easily interchangeable; replace single module instead of entire panel or fixture.
- Full interconnectivity with all LEDLinX products whether the same or different geometries.
- High-reliability LED sources.
- Efficient thermal design:
 - Strategically placed LEDs
 - FR4 board with plated vias
 - Full 2 oz. copper board
- CRI 70

Ease of Manufacturing

- Fixed form factor ensures that your products are not forced into obsolescence.
- Convenient and multiple mounting points allow for a variety of mounting options within a luminaire.
- Solder-free, press-fit connectors are durable, reliable and resistant to vibration and temperature fluctuations - available separately.
- Continuous perimeter connectivity allows connection from anywhere on the luminaire.
- Convenient stab-in connectors provided.

Reliability

- Ten (10) year limited warranty
- L70 > 100,000
- Approvals – ETL Recognized Component
- Complies with to UL 8750
- Suitable for DLC & Energy Star listed luminaires
- RoHS Compliant



Mid Power Linear
AB1049 - LG 6030
20W - 22W per module

APPLICATIONS

- Strip lighting
- Troffer
- Linear luminaire
- Cove lighting
- Under cabinet lighting
- Replaces T5 and T8 applications. Two (2) modules replace a 48" linear fluorescent lamp.

Note: All specifications are subject to change without notice.

LINEAR - Single Row

AB1049 - LG 6030

PRODUCT CHARACTERISTICS

Parameters		Attributes
PCB		FR4
Finish		White
Size	Single Module	22.5" x 1" (57.15 cm x 2.54 cm)
	Thickness	PCB = .0615" (1.56 mm) Total = 0.24 (6.10 mm)
Source Type		LG 6030
LEDs per Module		21
Mounting Holes		6
Connector	On Board	WAGO 2060
	Perimeter	LEDLinX® proprietary
Typical CCT		4000K
Typical CRI		80
Tp Maximum Temperature		90°C
Binning: Target CCT's per ANSI #C78.377-2008		

ELECTRICAL CHARACTERISTICS

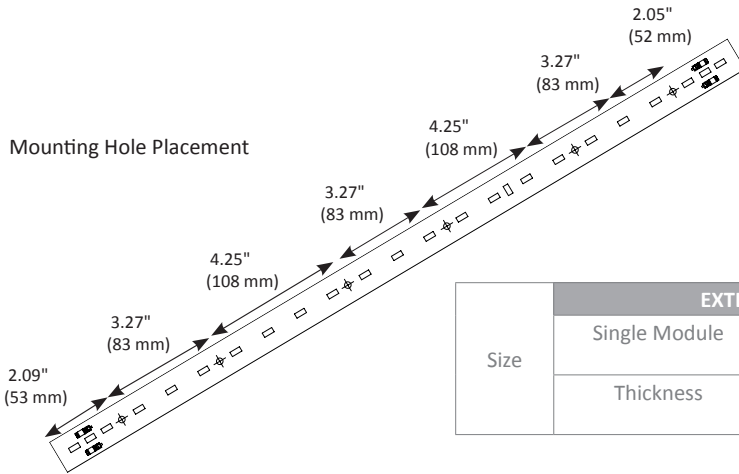
One (1) Module Constant Current Driver			
Current	Lumens(Lm)	Input watts(W)	Efficacy(Lm/W)
350mA	863	20.83	118
550mA	1278	21.67	107
700mA	1560	22.16	101

ENVIRONMENTAL CHARACTERISTICS

Parameter	Min	Max
Storage Temperature (°C)	-40°C	135°C
Tp Temperature (°C)	-40°C	90°C

Note: All specifications are subject to change without notice.

DIMENSIONS

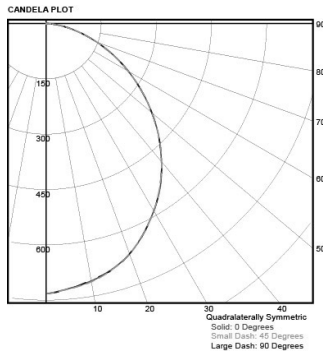


EXTERNAL DIMENSION		
Size	Single Module	22.5" x 1.5" (57.15 cm x 3.81 cm)
	Thickness	PCB = .0615" (1.56 mm) Total = 0.24 (6.10 mm)

PHOTOMETRIC INFORMATION

- Available options:
 - None
- Photometric files available on request.

Single Card - No Optics



LINEAR - Single Row


AB1049 - LG 6030

ORDERING GUIDE

L	-	M	-	22	-	21	-		-	
Shape L = Linear		Power M = Mid Power		Size Code 22 = 22"		Number of LEDs 21 = 21 LEDs per Module		Color Temperature 5200 = 5200K 4000 = 4000K 3500 = 3500K 3000 = 3000K		Tile Layout 011 = 1x1 Module 110 = 1x10 Tile

*Standard CCT tested, optional CCT tests available upon request.

LEDLinX CONNECTOR



ConneX-1

The LEDLinX® proprietary connector attaches any board geometry to another board of any configuration without wires. It makes assembly quick and easy and allows individual LED board replacement if ever required.